

A grayscale micrograph showing a complex network of neurons. The neurons are represented by thin, branching processes (dendrites and axons) that form a dense, interconnected web. A prominent feature is a large, dense cluster of neurons located in the lower-central region of the image. The overall appearance is that of a highly branched and interconnected biological structure.

# Prepletene mreže

Saša Spačal









ZEMELJSKI MIKROBIOM



A microscopic image showing two clusters of long, thin, parallel hyphae on a dark, textured background. The hyphae are light-colored and appear to be part of a larger fungal structure. A central label with the word "MICELIJ" is overlaid on the image.

MICELIJ



MYCONNECT

Medvrstni

povezovalec









SIMBIOM

Medvrstni

pogajalec





SIMBIOM

Medvrstni

pogajalec









INSPIRIT  
Dihalna  
postaja





INSPIRIT  
Dihalna  
postaja









META BOLUS

Metabolični

sprejemniki





META BOLUS

Metabolični

sprejemniki









TRANSVERSAL IS A LOOP Zvočno sodelovanje s črički




















MIKOMITOLOGJE

Seriya ontogenetskih mitoloških zgodb, video esejev in strojev


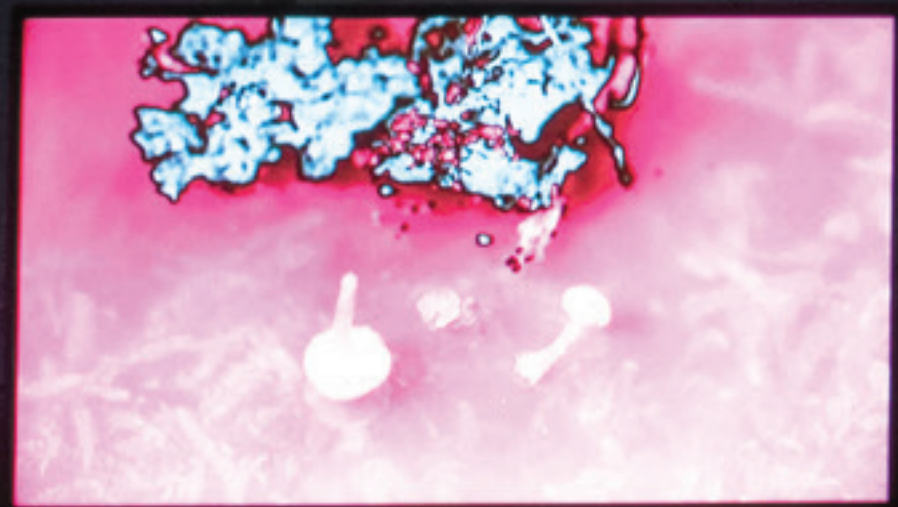







MIKOMITOLOGIE:

Prelom















GOZDNI INTERNET